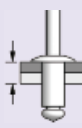

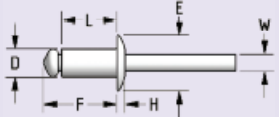






Nominal Rivet Diameter	(L) Nominal Rivet Body Length	(F) Nominal Blind Side Protrusion	 Grip Range	Rivet Part Number	 Hole Size					 Shear Strength	 Tensile Strength
						(D) Body Diameter	(H) Flange Thickness	(E) Flange Diameter	(W) Nominal Mandrel Diameter		
In. (mm)	In. (mm)	In. (mm)	In. (mm)		In. (mm)	In. (mm)	In. (mm)	In. (mm)	In. (mm)	Lbs. (N)	Lbs. (N)
5052 Aluminum Body/Aluminum Mandrel – Domed Head – Finish: Plain/Plain											
3/32 (2.4)	.225 (5.7)	.325 (8.3)	.032-.125 (.8-3.2)	AD 32 ABS	.097-.100 (2.46-2.54)	.092-.096 (2.34-2.44)	.024-.032 (0.61-0.81)	.178-.198 (4.52-5.03)	.057 (1.45)	85 (378)	135 (600)
	.350 (8.9)	.450 (11.4)	.126-.250 (3.2-6.4)	AD 34 ABS							
	.475 (12.1)	.575 (14.6)	.251-.375 (6.4-9.5)	AD 36 ABS							
1/8 (3.2)	.188 (4.8)	.308 (7.8)	.032-.062 (.8-1.6)	AD 41 ABS	.129-.133 (3.28-3.38)	.122-.128 (3.10-3.25)	.032-.040 (0.81-1.02)	.238-.262 (6.05-6.66)	.076 (1.93)	155 (689)	235 (1045)
	.250 (6.4)	.370 (9.4)	.063-.125 (1.6-3.2)	AD 42 ABS							
	.313 (8.0)	.433 (11.0)	.126-.187 (3.2-4.8)	AD 43 ABS							
	.375 (9.5)	.495 (12.6)	.188-.250 (4.8-6.4)	AD 44 ABS							
	.438 (11.1)	.558 (14.2)	.251-.312 (6.4-7.9)	AD 45 ABS							
	.500 (12.7)	.620 (15.7)	.313-.375 (7.9-9.5)	AD 46 ABS							
	.625 (15.9)	.745 (18.9)	.376-.500 (9.5-12.7)	AD 48 ABS							
	.750 (19.1)	.870 (22.1)	.501-.625 (12.7-15.9)	AD 410 ABS							
5/32 (4.0)	.275 (7.0)	.415 (10.5)	.063-.125 (1.6-3.2)	AD 52 ABS	.160-.164 (4.06-4.17)	.153-.159 (3.89-4.04)	.039-.047 (.99-1.11)	.296-.328 (7.52-8.33)	.095 (2.41)	225 (1000)	350 (1556)
	.338 (8.6)	.478 (12.1)	.126-.187 (3.2-4.8)	AD 53 ABS							
	.400 (10.2)	.540 (13.7)	.188-.250 (4.8-6.4)	AD 54 ABS							
	.525 (13.3)	.665 (16.9)	.251-.375 (6.4-9.5)	AD 56 ABS							
	.650 (16.5)	.790 (20.1)	.376-.500 (9.5-12.7)	AD 58 ABS							
	.775 (19.7)	.915 (23.2)	.501-.625 (12.7-15.9)	AD 510 ABS							
3/16 (4.8)	.300 (7.6)	.460 (11.7)	.063-.125 (1.6-3.2)	AD 62 ABS	.192-.196 (4.88-4.98)	.183-.191 (4.65-4.85)	.047-.055 (1.19-1.40)	.357-.393 (9.07-9.98)	.114 (2.90)	315 (1401)	500 (2224)
	.425 (10.8)	.585 (14.9)	.126-.250 (3.2-6.4)	AD 64 ABS							
	.550 (14.0)	.710 (18.0)	.251-.375 (6.4-9.5)	AD 66 ABS							
	.675 (17.2)	.835 (21.2)	.376-.500 (9.5-12.7)	AD 68 ABS							
	.800 (20.3)	.960 (24.4)	.501-.625 (12.7-15.9)	AD 610 ABS							
	.925 (23.5)	1.085 (27.6)	.626-.750 (15.9-19.1)	AD 612 ABS							
	1.051 (26.7)	1.210 (30.7)	.751-.875 (19.1-22.2)	AD 614 ABS							
	1.175 (29.9)	1.335 (33.9)	.876-1.00 (22.2-25.4)	AD 616 ABS							